




Airdog

LAB RESULTS





BIOSAFETY UNIT
LABORATORY OF BIOLOGY

CERTIFICATE OF ANALYSIS

Date of Certification: 29/01/2021

Test Type: Air disinfection test

Instrument tested: TPA X5 by Airdog, Air Purifier

Model: KJ300F-X5, Serial No, BAKIT39A011028

Manufacturer: Anhui BeiAng Air Tech Ltd.

Test Time	Virus used	Aerosolized virus concentration (TCID50/m ³) as measured in OFF mode	Aerosolized virus concentration (TCID50/m ³) as measured in ON mode level 3	% reduction of titer
30 seconds	SARS-Cov2 B1 lineage	5.00x 10 ⁶	4.90x 10 ⁴ ± 2.5 x 10 ⁴	99.02

Methodology

Aerosolized virus using nebulizer in 0.17 m³ chamber

Measurement for 5 minutes on Vero E6 cells in 0.17 m³ chamber in ON and OFF mode (triplicate)

Incubation for 36 hours (37°C, 5% CO₂) and real-time RT-PCR quantification (SARS-Cov2 N, E)

Responsible for the analysis

Ioannis Karakasiliotis

Assistant Professor of Medical Biology – Molecular Virology

Department of Medicine, Democritus University of Thrace



广微测
Gmicro Testing

GUANGDONG DETECTION CENTER OF MICROBIOLOGY

REPORT FOR ANALYSIS

Report No. 2018FM01526R01E

Name of Sample Airdog X5 Air Purifier

Applicant Suzhou BeiAng Air Tech Ltd.

Test Type Entrustment Test



Address: Building 59, No.100 Central Xian Lie Road, Guangzhou, China

Postcode: 510070

Tel: +86 20 87137666

Fax : +86 20 87137668

Website : www.gddcm.com



广微测
Gmicro Testing

GUANGDONG DETECTION CENTER OF MICROBIOLOGY



REPORT FOR ANALYSIS

Report No.:2018FM01526R01E Verification Code: 32716408

Name of Sample	Airdog X5 Air Purifier	Test Type	Entrustment Test
Applicant	Suzhou BeiAng Air Tech Ltd.	Address	No.188 xincheng Road.,SIP, Suzhou,Jiangsu, China,
Sample Source	Submitted for Testing by the Applicant	Sample Quantity	One Sample Submitted
Spec and Lot No of Sample	KJ300F-X5 Master-test, Cover type KJ300F-X3	State and Characteristic	Household appliances
Sample Received Date	2018-03-05	Test Completion Date	2018-03-26
Test Standard and Method	Refer to Technical Standard for Disinfection (2002 Ministry of Health P.R.China)-2.1.3		
Item Tested	Identification test of aerosolized virus elimination effect		
Test Conclusion	The test data of the sample(s) is attached to the page(s) of this report.		
Remarks	<p>1. Manufacturer: AnHui BeiAng Air Tech Ltd. (provided by the applicant)</p> <p>2. The sample KJ300F-X5 is add WIFI module to KJ300F-X5, no other difference. (provided by the applicant)</p>		

生物
检测



Issue Date: 2018-04-09

(Official Seal)

Editor: *Chen Yingting*

Verifier: *Sun Jias*

Approver: *Xie Xiaobao*



ANALYSIS AND TEST RESULT

Report No.: 2018FM01526R01E

Action Time	Virus and host cell	Data point	Aerosolized virus concentration in the test chamber (IU/m ³)	Removal rate (%)
1h	H3N2 Influenza virus Host cell: MDCK	Before test	1.4×10 ⁶	/
		After test	6.1×10 ²	

Note: The natural decay of the microorganisms in the air has been eliminated.
(blank below)

分析
测专用

Remarks	1.The experiment was performed in a 10m ³ test chamber 2. Working state: Press L4(the speed) to test.
---------	---



Report No.: 2018FM01526R01E

Notice Items

1. The Test report is invalid if not affixed with Authorized Stamp of Test and Paging Seal.
2. The Test report is invalid without signature of verifier and approver.
3. The Test report is invalid if being supplemented, deleted or altered.
4. Without prior written permission, the report cannot be reproduced, except in full.
5. Unless otherwise stated, the results shown in this test report refer only to the sample(s) submitted.
6. Any dispute of the report must be raised to the testing body within 15 days after the report is received, exceeding which the dispute will not be accepted.
7. For the tested sample(s) submitted by the applicant, the sample information in the test report is provided by the applicant and the laboratory is not responsible for its authenticity.
8. This test report is for reference only to the applicant and does not have a proof of effect for others.

检测中心章

Test Report

No. : CY/2019/40415

Date : 2019/05/23

Page : 1 of 4

SILICON VALLEY AIR EXPERT
2100 WALSH AVE. STE B1, SANTA CLARA, CA, 95050

The following samples was/were submitted and identified by/on behalf of the applicant as :

Sample Submitted By : ANHUI BEIANG AIR TECH LTD.
Sample Description : AIRDOG X5 AIR PURIFIER
Style/Item No. : KJ300F-X5
Manufacturer/Vendor : ANHUI BEIANG AIR TECH LTD.
Country of Origin : CHINA
Sample Receiving Date : 2019/04/26
Testing Period : 2019/04/26 to 2019/05/16

=====
Test Result(s) : Please refer to following pages.


Troy Chang / Manager - Tec
Signed for and behalf of
SGS TAIWAN LTD.
Chemical Laboratory - Taipei



This document is issued by the Company subject to its General Conditions of Service printed overleaf, available on request or accessible at <http://www.sgs.com/en/Terms-and-Conditions.aspx> and, for electronic format documents, subject to Terms and Conditions for Electronic Documents at <https://www.sgs.com/en/terms-and-conditions/terms-e-document>. Attention is drawn to the limitation of liability, indemnification and jurisdiction issues defined therein. Any holder of this document is advised that information contained hereon reflects the Company's findings at the time of its intervention only and within the limits of client's instruction, if any. The Company's sole responsibility is to its Client and this document does not exonerate parties to a transaction from exercising all their rights and obligations under the transaction documents. This document cannot be reproduced, except in full, without prior written approval of the Company. Any unauthorized alteration, forgery or falsification of the content or appearance of this document is unlawful and offenders may be prosecuted to the fullest extent of the law. Unless otherwise stated the results shown in this test report refer only to the sample(s) tested.

Test Report

No. : CY/2019/40415

Date : 2019/05/23

Page : 2 of 4

SILICON VALLEY AIR EXPERT
2100 WALSH AVE. STE B1, SANTA CLARA, CA, 95050

Test Result(s)

PART NAME No.1 : Performance Test

Experiment test:

1. The product was set up in a 2.9m×1.4m×1.9m of test chamber as the client requested.
2. The Particulates were injected in the 2.9m×1.4m×1.9m chamber and made sure the PM_{2.5} concentration be mixed and stabilized by the detector.
3. Monitoring the concentration of PM2.5 in air before turning on the product and after processing an hour later.

Control test:

1. The test procedure was as same as experiment without putting the product, in order to understand the performance of the product in suppression effect of PM2.5.

Test Item(s)	Unit	Control test	Experiment test	Elimination ratio(%)
Fine Suspended Particulates(PM2.5)	µg/m ³	1023	<1	>99.9

Experiment test:

1. The product was set up in a 2.9m×1.4m×1.9m of test chamber as the client requested.
2. Analyzing the Total Bacteria Counts in air before and after processing an hour later.

Control test:

1. The test procedure was as same as experiment without putting the product.
In order to understand the performance of product in suppression effect of Total Bacteria Counts.

Test Item(s)	Unit	Control test	Experiment test	Elimination ratio(%)
Total Bacteria Counts	CFU/m ³	4005	<6	>99.9

Test Report

No. : CY/2019/40415

Date : 2019/05/23

Page : 3 of 4

SILICON VALLEY AIR EXPERT

2100 WALSH AVE. STE B1, SANTA CLARA, CA, 95050

Experiment test:

1. The product was set up in a 2.9m*1.4m*1.9m of test chamber.
2. The test odor gas (individually by Formaldehyde odor) was injected in the 2.9m*1.4m*1.9m test chamber.
3. Monitor the odor concentration by gas detector while the concentration were mixed and stabilized.
4. To analyze the Formaldehyde in air before turning on the product and after processing 1 hour later.

Control test:

1. The test procedure was as same as experiment without turning on the product, in order to understand the performance of the product in suppression effect of Formaldehyde.

Test Item(s)	Unit	Control test	Experiment test	Elimination ratio(%)
Formaldehyde	ppm	0.842	<0.001	>99.9

Test Report

No. : CY/2019/40415

Date : 2019/05/23


Page : 4 of 4

SILICON VALLEY AIR EXPERT

2100 WALSH AVE. STE B1, SANTA CLARA, CA, 95050

* The tested sample / part is marked by an arrow if it's shown on the photo. *

CY/2019/40415



** End of Report **

Silicon Valley Air Expert OZONE TEST REPORT

SCOPE OF WORK

Ozone Emissions Testing of Air Purifier for Model: KJ300F-X5

REPORT NUMBER

180112004GZU-001

ISSUE DATE

19-June-2018

PAGES

14

QUOTE NUMBER

QGZ180108037

DOCUMENT CONTROL NUMBER

GFT-OP-10o (16-Oct-2017)

© 2018 INTERTEK



TEST REPORT FOR SILICON VALLEY AIR EXPERT

Report No.: 180112004GZU-001

Date: Jun. 19, 2018

Contact Name: Yan Zhang
Address: 2051 Junction Avenue, San Jose, Ca, 95164 USA
Phone: 408-912-1798
Email: yan@beiangtech.com

SECTION 1

SUMMARY

The representative sample(s) have been tested, investigated, and found to comply with the requirements of standards:



Electrostatic Air Cleaners, [UL 867:2011 Ed.5 +R:16Sep2016], Section 40

Electrostatic Air Cleaners, [CSA C22.2#187:2015 Ed.4], Section 7.4

The equipment identified in this report has been found to meet the criteria for emittance of ozone not exceeding a concentration of 0.050 ppm. Furthermore, a second sample was not required to be tested, according to UL 867, as the first sample's maximum emissions were less than 0.030 ppm, which satisfies the exception in the Section 40.1.1.

This report completes our evaluation covered by Intertek Project Number 180112004GZU which has been authorized by Intertek quote number: QGZ180108037. If there are any questions regarding the results contained in this report, or any of the other services offered by Intertek, please do not hesitate to contact the above signed.

OZONE EMISSIONS SUMMARY			
FAN SPEED	FILTER(S)	O3/VOLTAGE SETTING	C(t) _{max} [ppm]
Turbo	Pre-filter/ESP/Carbon	-	0.006
Sleep	Pre-filter/ESP/Carbon	-	0.011
Sleep	Pre-filter/Carbon	-	0.001
Sleep	ESP	-	0.028
<i>The maximum Time-Weighted-Average: 0.028 ppmv</i>			

Completed by:	Sunny Zhou	Reviewed by:	Jacob Langenbacher
Title:	Assistant Technical Manager	Title:	Lead Engineer
Signature:		Signature:	
Date:	Jun. 1, 2018	Date:	Jun. 19, 2018

This report is for the exclusive use of Intertek's Client and is provided pursuant to the agreement between Intertek and its Client. Intertek's responsibility and liability are limited to the terms and conditions of the agreement. Intertek assumes no liability to any party, other than to the Client in accordance with the agreement, for any loss, expense or damage occasioned by the use of this report. Only the Client is authorized to permit copying or distribution of this report and then only in its entirety. Any use of the Intertek name or one of its marks for the sale or advertisement of the tested material, product or service must first be approved in writing by Intertek. The observations and test results in this report are relevant only to the sample tested. This report by itself does not imply that the material, product, or service is or has ever been under an Intertek certification program.

SECTION 2

INDEX

Section Names	PAGE
1: Summary/Signatures	2
2: Index/ Chamber Equipment Information	3
3: Unit under test information	4
4: Peak test	5
5: Max Test(s) Information	7
6: Appendices	11
7: Revisions	14

CHAMBER EQUIPMENT INFORMATION

TEST EQUIPMENT LIST

Instrument	Model	Intertek Ctrl #	Cal Due Date
Teledyne – Advanced Pollution Instrumentation Ozone Calibrator	T703	SA054-14	07-Dec-2018
Teledyne – Advanced Pollution Instrumentation Ozone Monitor	T400	SA054-13	*
Teledyne – Advanced Pollution Instrumentation Ozone Monitor	400E	SA054-10	*
Vaisala – Temperature & Humidity Transducer	H2120047	SA054-12-06	26-May-2018
QI XING HUA CHUANG – Mass flowmeter	D07-23FM	SA054-12-03	18-Jul-2018

* The T400 and e00E Ozone Monitor is calibrated using the T703 calibrator.

SECTION 3**UNIT UNDER TEST INFORMATION**

MODEL INFORMATION			
Manufacturer:	Silicon Valley Air Expert	Pre-Filter:	Removable
Model Number:	KJ300F-X5	HEPA Filter:	No
Production/Prototype/Design	Prototype	ESP Filter:	Removable
Fan Speeds:	5	Carbon Filter:	Removable
O3/Voltage Settings:	NA	UV Light:	No
O3 Monitor:	NA	Ionizer:	Yes
Model Notes:	Brand Name: Airdog Fan speed: Turbo-High-Mid-Slow-Sleep. Ionizer is filter type.		


RUN-IN TEST			
FIRST SAMPLE			
Run-in Start:	Mar.26,2018, 10:00	Run-in End:	Mar.28,2018, 12:00
Run-in Temperature:	25±5°C	Sample Number	S180112004-003
Serial Number:	NA		
Sample Notes:			
SECOND SAMPLE			
Run-in Start:	NA	Run-in End:	NA
Run-in Temperature:	NA	Sample Number	S180112004-002
Serial Number	NA		
Sample Notes:			

SECTION 4

PEAK OZONE TEST

GRILL AND AIR PERIPHERY DIMENSIONS			
		Date of Test:	Apr. 4, 2018; Apr. 7, 2018; Apr. 8, 2018; Apr. 10, 2018
Grill Height:	OD: Ø260mm ID: Ø80mm	Air Periphery Height:	OD: Ø270mm
Grill Width:		Air Periphery Width:	
Estimated Grill Area:	Approx. 48000 mm ²	Est. Air Periphery Area:	Approx. 57200 mm ²
Notes:	Measurements are in mm		

PEAK LOCATION			
Loc.	X	Y	
-	[mm]	[mm]	
1	0	135	
2	-95.5	95.5	
3	0	95.5	
4	95.5	95.5	
5	-135	0	
6	-95.5	0	
7	0	0	
8	95.5	0	
9	135	0	
10	-95.5	-95.5	
11	0	-95.5	
12	95.5	-95.5	
13	0	-135	



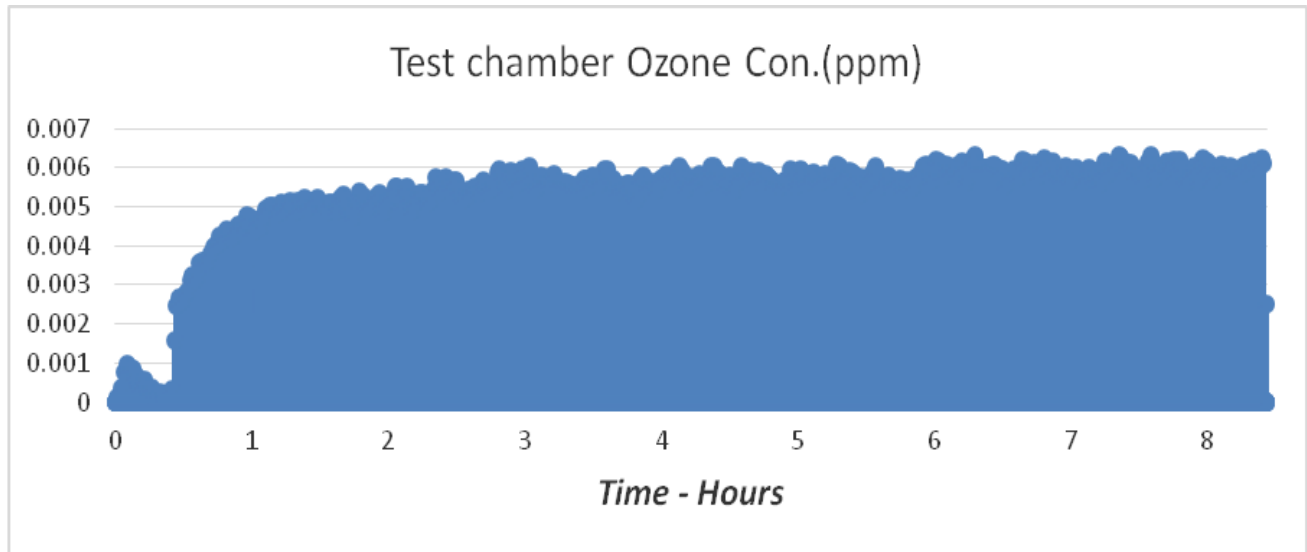
PEAK OZONE CONCENTRATIONS (ppm)				
Location	With Filter(s)		Without ESP (With Pre-filter/Carbon)	Without Filter(s) (With ESP)
	Highest	Sleep	Sleep	Sleep
1	0.0012	0.0029	0.0000	0.0049
2	0.0018	0.0032	0.0004	0.0018
3	0.0021	0.0065	0.0011	0.0076
4	0.0014	0.0032	0.0002	0.0042
5	0.0010	0.0043	0.0006	0.0055
6	0.0026	0.0064	0.0007	0.0074
7	0.0019	0.0056	0.0001	0.0078
8	0.0023	0.0068	0.0002	0.0080
9	0.0014	0.0038	0.0002	0.0047
10	0.0012	0.0058	0.0003	0.0037
11	0.0018	0.0070	0.0002	0.0077
12	0.0016	0.0056	0.0000	0.0037
13	0.0018	0.0028	0.0000	0.0043

Note: Result is minus background.

SECTION 5

MAX OZONE TEST

START DATE OF TEST: 7-Apr-2018
 SAMPLE: S180112004-003
 FAN SPEED: Turbo (highest)
 FILTER(S): Pre- filter/ESP/Carbon installed,
 Ionizer ON

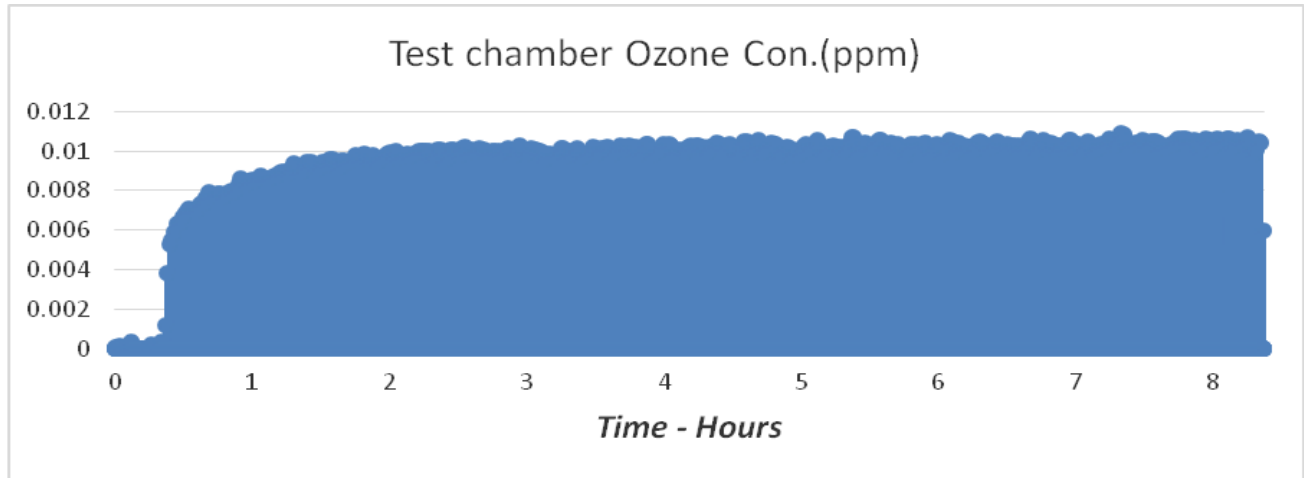


MAXIMUM OZONE TEST RESULTS							
	UL Ref.	Pass/Fail	Mean	Min	Max	Delta	Units
Background C(t) O3:	40.4.3	PASS	0.000	0.000	0.001	0.001	[ppm]
Test 1min C(t) O3:	40.1.2	PASS	0.006	0.001	0.006	0.005	[ppm]
Test 5min C(t) O3:	40.1.2	PASS	0.006	0.001	0.006	0.005	[ppm]
Chamber Temperature:	40.4.2	PASS	23.91	23.43	25.41	1.98	[degC]
Chamber Humidity:	40.4.2	PASS	50.94	48.16	52.75	4.59	[%RH]
Chamber Static Pressure:	-	PASS	5.00	4.60	5.40	0.80	[Pa]
Chamber Supply Air Flow:	-	-	34.00	33.98	34.02	0.04	[m3/h]
Required to Test 2nd Sample:	40.1.1	NO					
Test Duration:	40.4.6	8 hours					

NOTES: Peak Test Location 6.
 According to a) of 40.4.6, 24 hours testing is not needed.

MAX OZONE TEST

START DATE OF TEST: 8-Apr-2018
 SAMPLE: S180112004-003
 FAN SPEED: Sleep
 FILTER(S): Pre- filter/ESP/Carbon installed,
 Ionizer ON

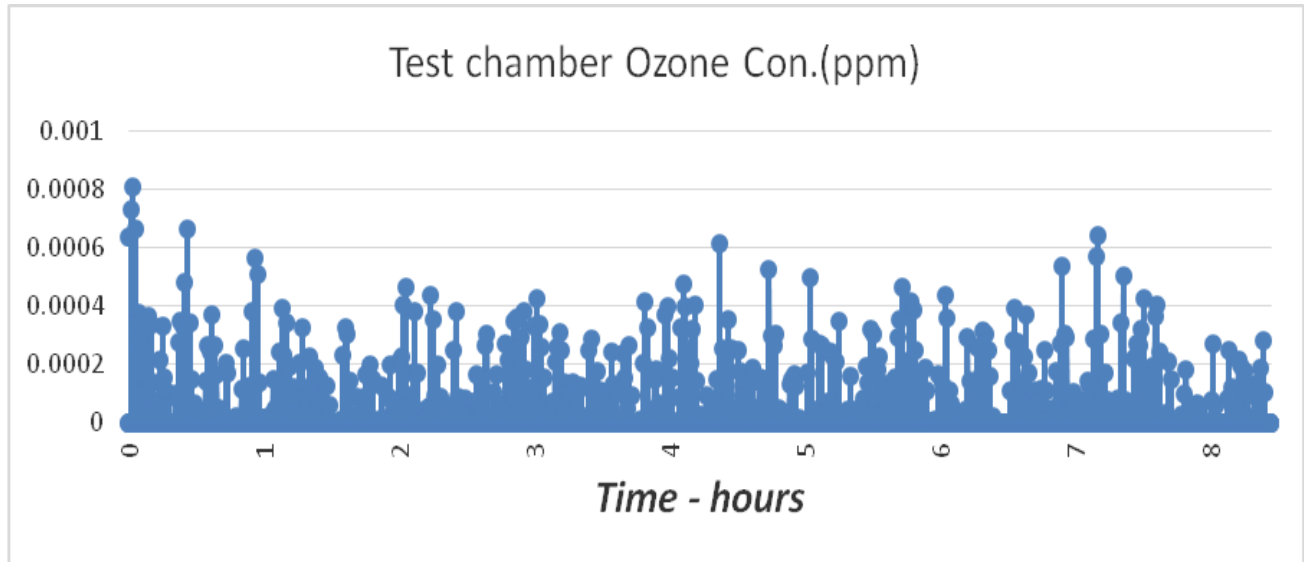


MAXIMUM OZONE TEST RESULTS							
	UL Ref.	Pass/Fail	Mean	Min	Max	Delta	Units
Background C(t) O3:	40.4.3	PASS	0.000	0.000	0.000	0.000	[ppm]
Test 1min C(t) O3:	40.1.2	PASS	0.011	0.001	0.011	0.010	[ppm]
Test 5min C(t) O3:	40.1.2	PASS	0.011	0.001	0.011	0.010	[ppm]
Chamber Temperature:	40.4.2	PASS	25.31	25.08	25.52	0.43	[degC]
Chamber Humidity:	40.4.2	PASS	51.95	50.54	52.71	2.16	[%RH]
Chamber Static Pressure:	-	PASS	5.00	4.80	5.20	0.40	[Pa]
Chamber Supply Air Flow:	-	-	34.00	33.98	34.02	0.04	[m3/h]
Required to Test 2nd Sample:	40.1.1	NO					
Test Duration:	40.4.6	8 hours					

NOTES: Peak Test Location 11.
 According to a) of 40.4.6, 24 hours testing is not needed.

MAX OZONE TEST

START DATE OF TEST: 9-Apr-2018
 SAMPLE: S180112004-003
 FAN SPEED: Sleep
 FILTER(S): ESP removed, Pre- filter/Carbon installed
 Ionizer ON

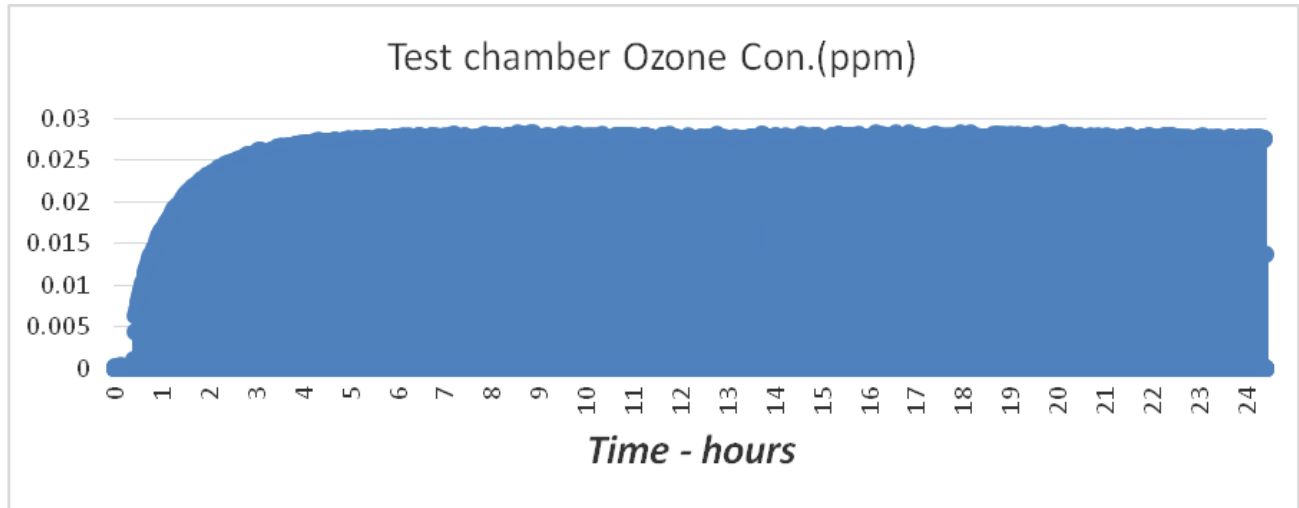


MAXIMUM OZONE TEST RESULTS							
	UL Ref.	Pass/Fail	Mean	Min	Max	Delta	Units
Background C(t) O3:	40.4.3	PASS	0.000	0.000	0.001	0.001	[ppm]
Test 1min C(t) O3:	40.1.2	PASS	0.001	0.000	0.001	0.001	[ppm]
Test 5min C(t) O3:	40.1.2	PASS	0.000	0.000	0.001	0.001	[ppm]
Chamber Temperature:	40.4.2	PASS	25.20	25.03	25.39	0.36	[degC]
Chamber Humidity:	40.4.2	PASS	52.04	51.43	52.63	1.20	[%RH]
Chamber Static Pressure:	-	PASS	5.00	4.60	5.40	0.80	[Pa]
Chamber Supply Air Flow:	-	-	34.00	33.98	34.02	0.04	[m3/h]
Required to Test 2nd Sample:	40.1.1	NO					
Test Duration:	40.4.6	8 hours					

NOTES: Peak Test Location 3.
 According to a) of 40.4.6, 24 hours testing is not needed.

MAX OZONE TEST

START DATE OF TEST: 11-Apr-2018
 SAMPLE: S180112004-003
 FAN SPEED: Sleep
 FILTER(S): Pre- filter /Carbon removed, ESP installed
 Ionizer ON



MAXIMUM OZONE TEST RESULTS							
	UL Ref.	Pass/Fail	Mean	Min	Max	Delta	Units
Background C(t) O3:	40.4.3	PASS	0.000	0.000	0.000	0.000	[ppm]
Test 1min C(t) O3:	40.1.2	PASS	0.028	0.001	0.028	0.027	[ppm]
Test 5min C(t) O3:	40.1.2	PASS	0.028	0.001	0.028	0.027	[ppm]
Chamber Temperature:	40.4.2	PASS	25.37	25.16	25.56	0.41	[degC]
Chamber Humidity:	40.4.2	PASS	52.20	51.11	53.36	2.25	[%RH]
Chamber Static Pressure:	-	PASS *	5.00	4.40	5.60	1.20	[Pa]
Chamber Supply Air Flow:	-	-	34.00	33.98	34.02	0.04	[m3/h]
Required to Test 2nd Sample:	40.1.1	NO					
Test Duration:	40.4.6	24 hours					

NOTES: Peak Test Location 8.

0 to 8-hour Time-Weighted-Average: 0.025ppmv
 8 to 16-hour Time-Weighted-Average: 0.028 ppmv
 16 to 24-hour Time-Weighted-Average: 0.028 ppmv

SECTION 6

APPENDIX

DATA FILES

TEST NAME	RAW DATA FILE
Half Life Test	RawData-half-life-2018-04-6.xls
Max Ozone: High w/ Filter	RawData-MAX test-filter-H.xls
Max Ozone: Sleep w/ Filter	RawData-MAX test-filter-Sleep.xls
Max Ozone: Sleep w/o ESP	RawData-MAX test-wo ESP-Sleep.xls
Max Ozone: Sleep w/o Filter	RawData-MAX test-wo filter-Sleep-24h.xls

ATTACHMENT DOCUMENTS

DOCUMENT	SOFT-COPY FILE NAME
ARB Application	NA
Chain of Custody: Sample 1	COC-S180112004-002&003.pdf
Chain of Custody: Sample 2	COC-S180112004-002&003.pdf

UUT PHOTOGRAPHS



UUT



Nameplate

UUT PHOTOGRAPHS: PEAK TEST



Location 6

HIGH w/ FILTER




Location 11

SLEEP w/ FILTER



Location 3

SLEEP w/o ESP



Location 8

SLEEP w/o FILTER

UUT PHOTOGRAPHS: MAX OZONE TESTS



Location 6

HIGH SPEED w/ FILTER




Location 11

SLEEP w/ FILTER



Location 3

SLEEP w/o ESP



Location 8

SLEEP w/o FILTER

7.0 REVISION SUMMARY

Date/Proj # Site ID	Project Handler/ Reviewer	Section	Description of Change
			None

July 20, 2018

Zhang Yan
Silicon Valley Air Expert
2051 Junction Avenue
San Jose, California 95131

Dear Ms. Yan:

Thank you for submitting application number 2118 for certification of your indoor air cleaning devices by the California Air Resources Board (ARB). ARB staff have reviewed the submitted application for completeness and concluded that the application is complete. ARB staff have also determined that your device, Airdog brand, model Air Purifier, model number KJ300F-X5, complies with the State of California's testing, electrical safety, and ozone requirements specified in Title 17, California Code of Regulations, subchapter 8.7 "Indoor Air Cleaning Devices" (air cleaner regulation). As part of the model group of the tested model, Airdog brand, Air Purifier models, model numbers KJ300F-X5S, KJ300F-X3 and KJ300F-X3S are also certified.

As part of the regulation, ARB issues Executive Orders for all devices that have been certified as meeting the requirements of the regulation. The enclosed Executive Order, number G-18-068, is a legal document that states that the indoor air cleaning devices listed have completed the certification process required by the State of California.

Although your air cleaners have been certified by ARB, several further steps are required in order to ensure that they comply fully with the air cleaner regulation. All units are required to display a label printed on the package that indicates ARB certification. The labeling requirements are found in Sections 94801(a)(16) and 94806 of the Final Regulation Order (at www.arb.ca.gov/research/indoor/aircleaners/air-cleaner-regulation.pdf). Please note that these include specifications regarding the size, content, and placement of the label indicating the devices' compliance with the regulation on the devices' packaging.

In addition to the package labeling requirements, the air cleaners must also carry the mark of the testing organization, per Section 94806(d) of the regulation. Also, please review the record keeping requirements regarding production, quality control, sales, and testing records, which are specified in Section 94808 of the regulation; such records must be retained for at least three years.

Finally, all manufacturers of air cleaning devices manufactured, sold, or distributed in California are required to submit documentation that they have notified their distributors,

Zhang Yan
July 20, 2018
Page 2

retailers, and sellers about this regulation and have provided a copy of the regulation to them. If your company has not yet complied with this requirement, please do so immediately. More information regarding the notification requirements may be found in Section 94807 of the regulation located at www.arb.ca.gov/research/indoor/aircleaners/air-cleaner-regulation.pdf.

Please note that we have an email address that we ask you to use for submittal of all new applications, requests for application numbers, and any general questions you may have about the regulation. The email address is aircleaners@arb.ca.gov. Note that you will normally receive confirmation that we have received your application or request within 1-2 business days of receipt. If you have not received an email from us confirming receipt of your request within 5 days of submittal, please contact us directly.

For questions regarding the regulation, please view ARB's responses to frequently asked questions (FAQ), available at www.arb.ca.gov/research/indoor/aircleaners/faq.pdf. If your question is not answered in the FAQ, please contact Peggy Jenkins at Peggy.Jenkins@arb.ca.gov or (916) 323-1504. For questions regarding this application, Executive Order, or testing and certification in the future, please contact Julia Gress at Julia.Gress@arb.ca.gov or (916) 324-9233. For any general questions you may also contact me directly at Bart.Croes@arb.ca.gov or (916) 323-4519.

Sincerely,



Bart E. Croes, P.E.
Chief, Research Division

Enclosure

cc: See next page.

Zhang Yan
July 20, 2018
Page 3

Wang Bo (by email)
Anhui BeiAng Air Tech Ltd.
gwang@beiangtech.com

Zhang Yan (by email)
Silicon Valley Air Expert
yan@beiangtech.com

Michael Hudon (by email)
Intertek Testing Services
Michael.Hudon@intertek.com

Julia Gress
Research Division

**State of California
AIR RESOURCES BOARD**

EXECUTIVE ORDER G-18-068

Relating to Certification of Indoor Air Cleaning Devices

Silicon Valley Air Expert

Brand: Airdog

Model(s): KJ300F-X5, KJ300F-X5S, KJ300F-X3, KJ300F-X3S

WHEREAS, the California Air Resources Board (ARB) was given authority under California Health and Safety Code (HSC) sections 41985 and 41986 to develop and adopt regulations to protect public health from ozone emitted by indoor air cleaning devices used in occupied spaces;

WHEREAS, sections 41986(b)(2) and 41986(b)(3) of the HSC require ARB to include in its regulation testing and certification procedures that enable the Board to verify that an indoor air cleaning device meets the applicable emission concentration standard;

WHEREAS, ARB adopted sections 94800 through 94810, title 17, California Code of Regulations (CCR) on September 27, 2007 which include testing and certification requirements and specify the necessary information required in any application for certification;

WHEREAS, ARB has specified in CCR section 94805 that all indoor air cleaning devices, unless exempted, must be tested following ANSI/UL Standard 867, or ANSI/UL Standard 507 for mechanical filtration devices, to assure that the ozone emission concentration limit of 0.050 ppm and the electrical safety requirements have been met;

WHEREAS, Silicon Valley Air Expert has submitted an application for certification of the following Airdog brand indoor air cleaning devices: Air Purifier model; Model Numbers KJ300F-X5, KJ300F-X5S, KJ300F-X3 and KJ300F-X3S;

WHEREAS, Silicon Valley Air Expert has submitted the required documentation of testing results from a Nationally Recognized Testing Laboratory as required in CCR section 94804;

WHEREAS, the Silicon Valley Air Expert application for certification of its air cleaning devices has been evaluated, and its air cleaners have been found to comply with the criteria for issuance of an executive order;

NOW THEREFORE, pursuant to the authority vested in ARB by sections 39600 and 39601 of the HSC, and pursuant to the authority vested in the undersigned by sections 39515 and 39516 of the HSC;

IT IS ORDERED AND RESOLVED that the indoor air cleaners produced by Silicon Valley Air Expert as described in its application for certification of said devices are hereby certified as meeting the performance standards applicable to indoor air cleaning devices.

IT IS FURTHER ORDERED that Silicon Valley Air Expert must comply with the additional requirements specified in title 17, CCR sections 94806, 94807 and 94808 regarding labeling; noticing distributors, retailers and sellers; and recordkeeping, respectively;

IT IS FURTHER ORDERED that any alteration of the components or design of the certified indoor air cleaning models is prohibited and is inconsistent with this certification, unless said alteration has been approved by the Executive Officer or his designee;

IT IS FURTHER ORDERED that pursuant to CCR section 94809, if the Executive Officer determines a violation has occurred, he or she may order that the products involved in or affected by the violation be recalled and replaced with complying products. He or she may also assess penalties authorized by law, or revoke or modify this certification as provided in CCR section 94804(f).

Executed at Sacramento, California this 19th day of July 2018.



for: Bart E. Croes, P.E.
Chief, Research Division

cc: Richard W. Corey
Executive Officer